



KENNEDY VALVE

100% PORT ECCENTRIC PLUG VALVES

CERTIFICATIONS

ISO 9001

ISO 14001

BS OHSAS 18001


AWWA C517

3"-12" 175 PSI

14"-48" 150 PSI

FLANGED + MECHANICAL JOINT

END CONNECTIONS AVAILABLE



WWW.KENNEDYVALVE.COM

With a proven design, the Kennedy Valve 100% Port Plug Valve has established itself in the market place as a reliable and engineered product capable of bi-directional flow at fully rated pressures. Over many years, the design has proven dependable in a variety of service applications.

APPLICATIONS

Water and Wastewater services

- Pump Isolation
- Open / Close, Throttling, Modulating
- Control Balancing
- Lift Stations
- Heavy Solids
- Slurries / Grit
- Vertical Piping
- Horizontal Piping

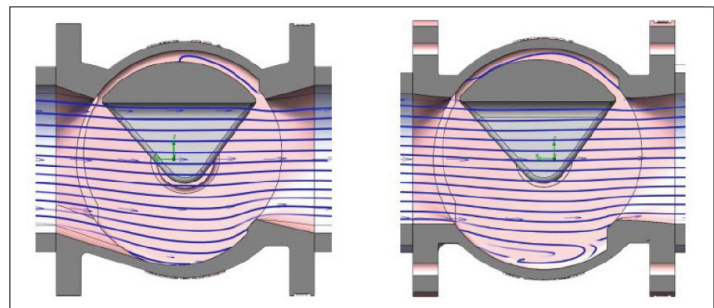
VALVE SIZE	CV (FULL OPEN)
3	717
4	1005
6	1907
8	2904
10	4295
12	5998
14	8336
16	10517
18	12009
20	17318
24	43302
30	68284
36	104433
42	Contact
48	Factory

RECTANGULAR PORT DESIGN

The cylindrical plug and rectangular port provide a rotational alignment by the eccentric motion making a uniform and full contact with the welded in nickel seat. Unlike circular port designs that have a point-to-point seating where engagement and wear can be an issue, the rectangular port makes a uniform and full contact without the need for exact alignment of the plug in the body.

ACTUATION

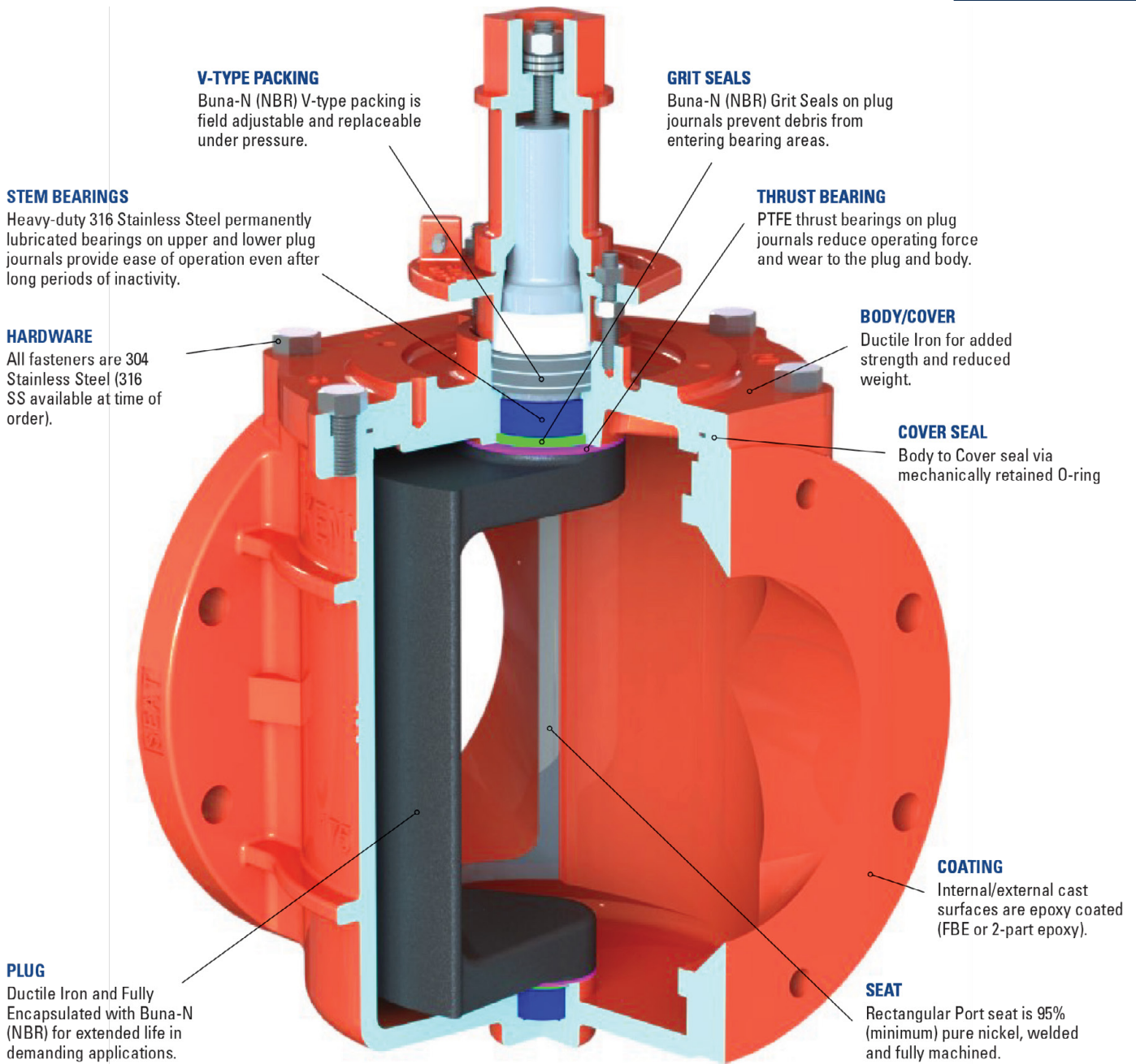
Kennedy Valve has furnished valves with many assorted type of actuators to operate our valves. Our engineers have extensive experience with electric, pneumatic, and hydraulic actuators on our plug valves and regularly work with most major actuator supplies.



Compared with other designs, the Kennedy Clow Valve Full Flow design allows laminar flow in the body, resulting in low lead loss. This allows for passage of larger solids preventing clogging or build up.


FEATURES

100% PORT ECCENTRIC PLUG VALVE




OPEN LIMIT
Adjustable stop

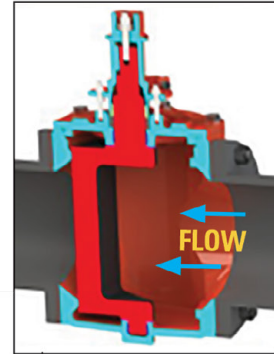
CLOSE LIMIT
Adjustable stop



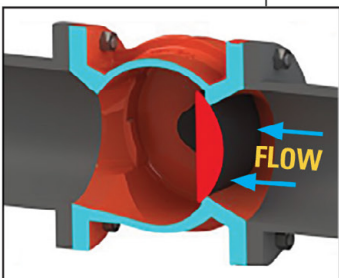
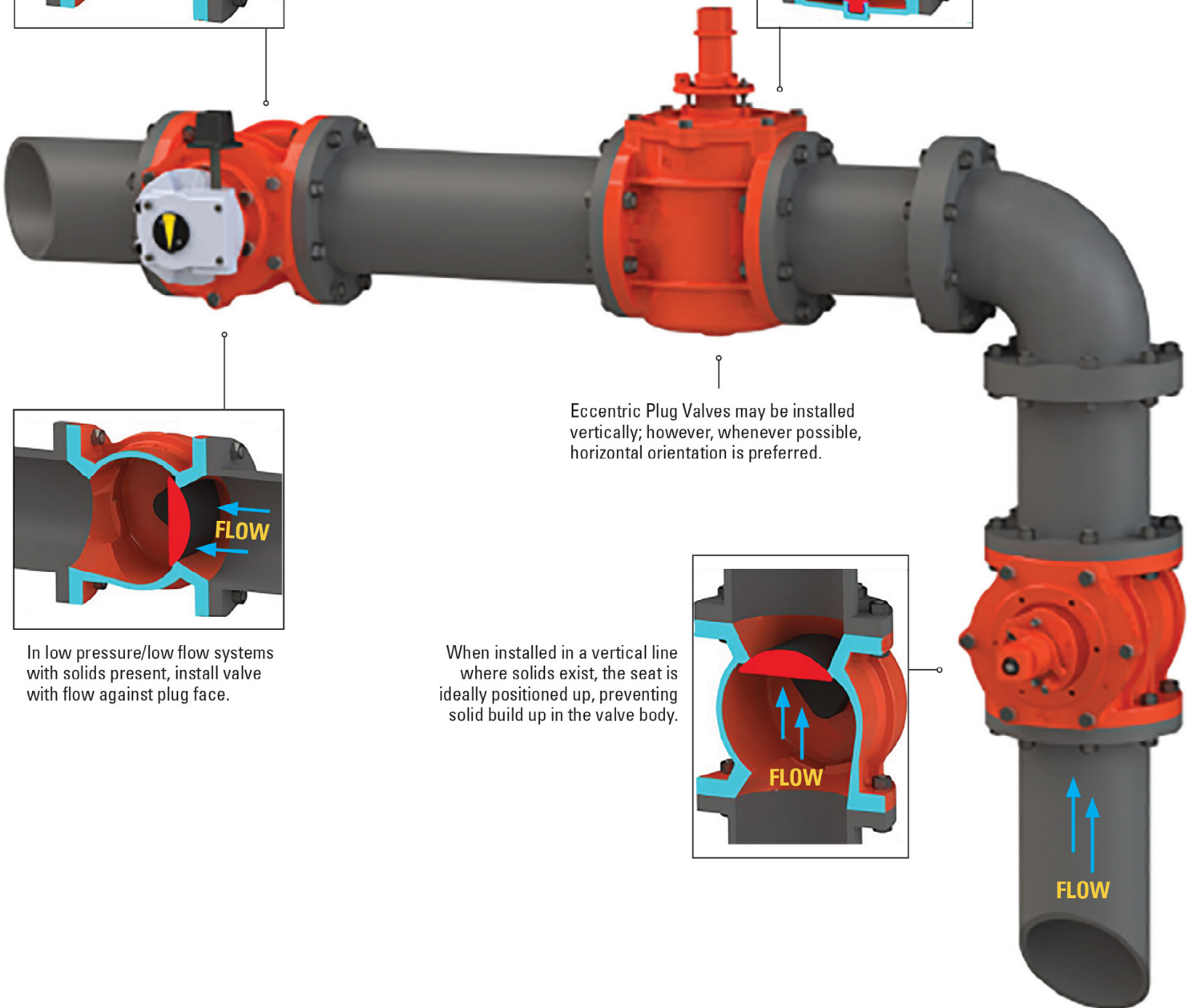
POSITION INDICATOR
Quarter-turn valves are equipped with a position indicator marked at 10° increments.



When Eccentric Plug Valve is installed in a horizontal line, the preferred installation is with the plug rotating 90° upward to open. Utilizing this orientation can lessen the effect of solids preventing plug operation.




When installed in high pressure systems, it is recommended to have the plug seat on the outlet side of the valve.



In low pressure/low flow systems with solids present, install valve with flow against plug face.

Eccentric Plug Valves may be installed vertically; however, whenever possible, horizontal orientation is preferred.



When installed in a vertical line where solids exist, the seat is ideally positioned up, preventing solid build up in the valve body.

ACCESSORIES & OPTIONS

A full line of accessories and options are available that include extension stems, extended bonnets, floor stands, valve boxes, operating nuts, hand wheels, levers, positioners, fully bi-directional at rated pressure, switches, and solenoid valves as well as speed control valves.



Manual valves available with 2" square operating nut.



Valves commonly supplied with gearing.



KENNEDY VALVE

ORDERING INFORMATION

PH: 800-782-5831
607-734-2211
FAX: 800-952-4771

SALES@KENNEDYVALVE.COM
WWW.KENNEDYVALVE.COM

KENNEDY VALVE

1021 E. WATER ST.
ELMIRA, NY
14902-1516

Kennedy Valve began operations in 1877 in Lower Manhattan, N.Y. In 1890, the operation was moved to Coxsackie, and then in 1907, Kennedy Valve moved to Elmira, N.Y., where it remains a cornerstone of the community.

In the 135 plus years since its founding, Kennedy Valve has expanded to be a full-line waterworks valve and hydrant manufacturer, supplying resilient seated gate valves, fire hydrants, check valves, butterfly valves, indicator posts, grooved butterfly valves and an assortment of related products and appurtenances.

Kennedy Valve and its employees are dedicated to supplying quality products that meet or exceed current specifications to ensure customer satisfaction. We pride ourselves on being easy to do business with and providing superior customer service backed by knowledgeable and courteous employees.

Kennedy Valve products stand the test of time in reliability. Our goal is to supply the highest quality products with the shortest lead times at a competitive price, while at the same time remaining a good steward of the environment and maintaining a safe workplace for our most valued asset, Kennedy Valve's employees.



For Generations