

SSC-10 SLIDE GATE

SIZES 12" TO 48", CIRCULAR OPENING, STAINLESS STEEL

BUILT FOR SUPERIOR PERFORMANCE

- Stainless steel major components for optimum corrosion resistance
- Outstanding longevity for reduced maintenance
- Maximum seating head 10'. Not for use in unseating head applications.
- Tight closure with tapered wedge seating
- Low-effort, low friction opening
- Nearly drip-tight performance

MATERIALS AND SPECIFICATIONS

- Rugged and easily replaceable J-bulb seal
- UHMW polyethylene guide inserts
- 304 Stainless steel construction, 316 stainless steel optional
- Stainless steel stem

MOUNTING OPTIONS

F: Flatback for concrete headwall mounting with anchor bolts

FF: Pipe flange mount, ANSI 125# compatible

SB: Spigot back for corrugated metal pipe

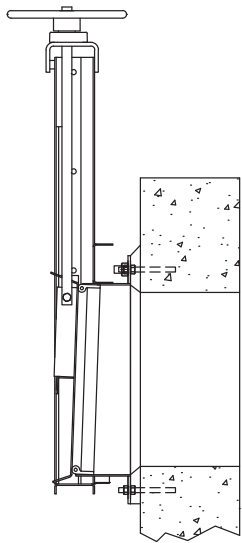


SSC-10 SLIDE GATE

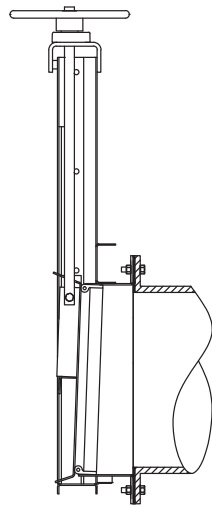
SIZES 12" TO 48", CIRCULAR OPENING, STAINLESS STEEL

STAINLESS STEEL CANAL GATES – CIRCULAR OPENING

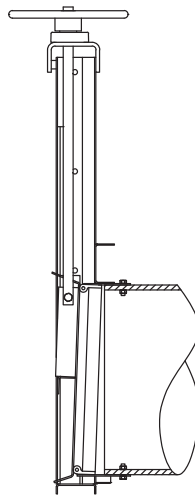
GATE SIZE	"H" FRAME HEIGHT (Minimum)	MAXIMUM SEATING HEAD (Feet)	STANDARD LIFT
12"	27"	10'	Type 1(s)-10
15"	32"	10'	Type 1(s)-10
18"	36"	10'	Type 1(m)-15
24"	44"	10'	Type 2SN-15
30"	56"	10'	3R4-2:1
36"	65"	10'	3R4-2:1
42"	74"	10'	3R4-2:1
48"	83"	10'	3R4-2:1



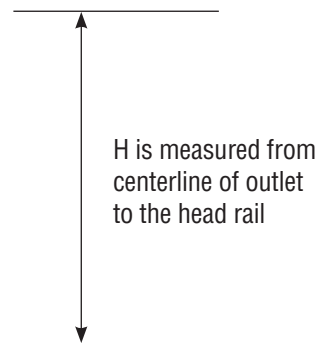
WALL MOUNTED



PIPE FLANGE MOUNTED



SPIGOT MOUNTED



WATERMAN VALVE LLC

25500 Road 204, Exeter, CA 93221 www.WatermanUSA.com 800.331.0808